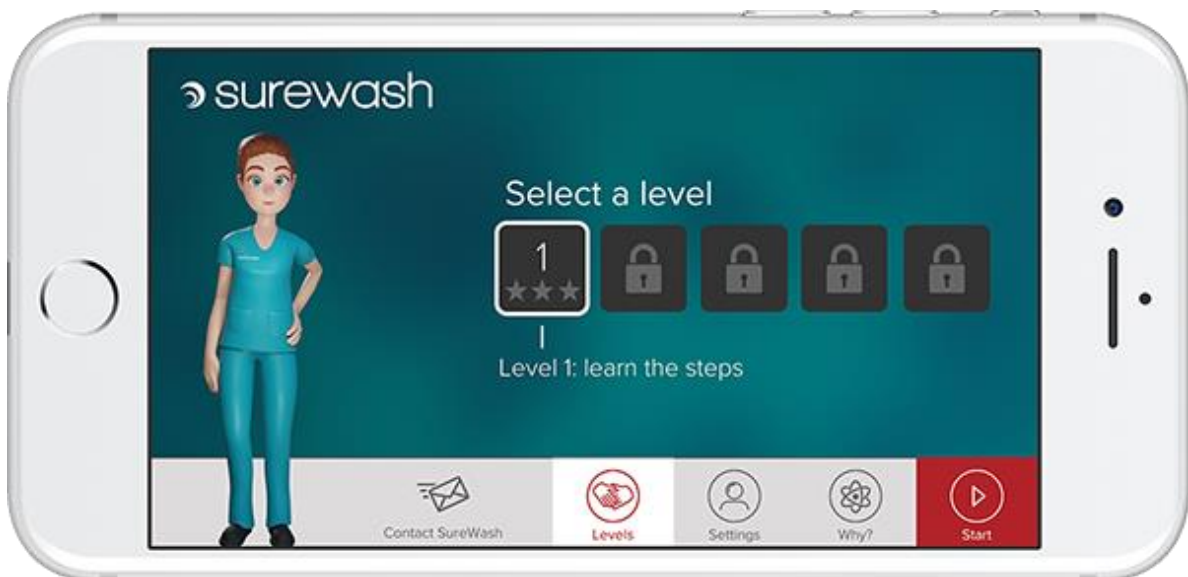




surewash

SureWash Hand Hygiene APP User Guide



Teaching staff, patients, and visitors the WHO hand hygiene technique to help achieve compliance, improve patient outcomes, and reduce the risk of infections.

Registering for the SureWash Hand Hygiene APP

- I. When a user receives their registration code, they should then proceed to download the SureWash Hand Hygiene APP to their phone.

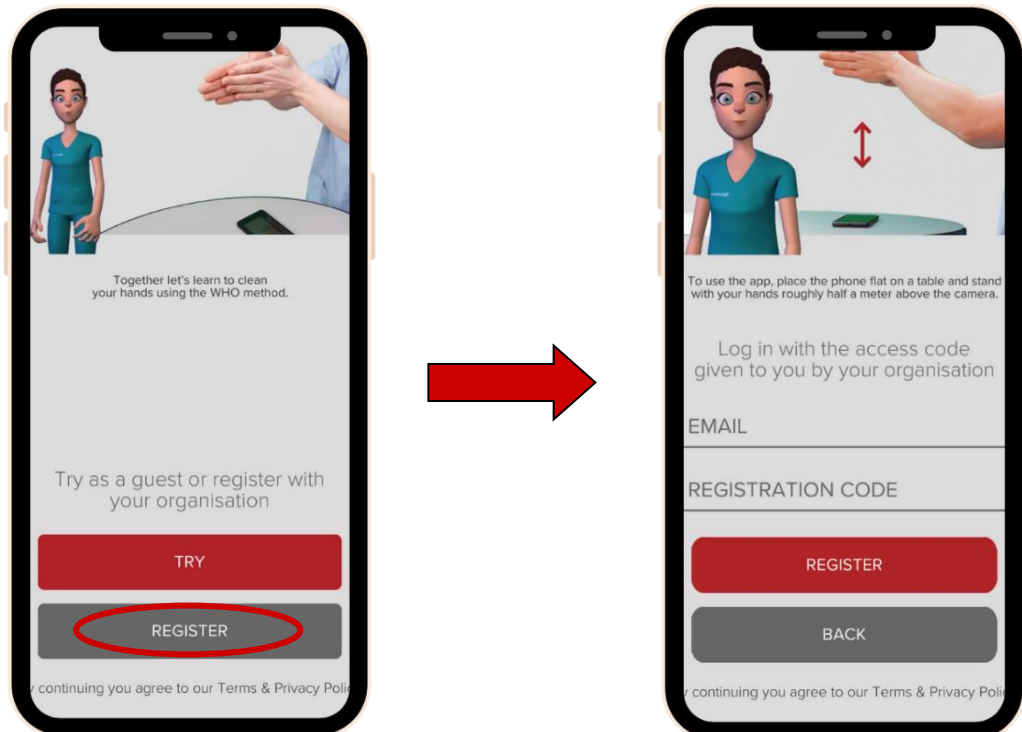


More information about the app [are available at this link.](#)

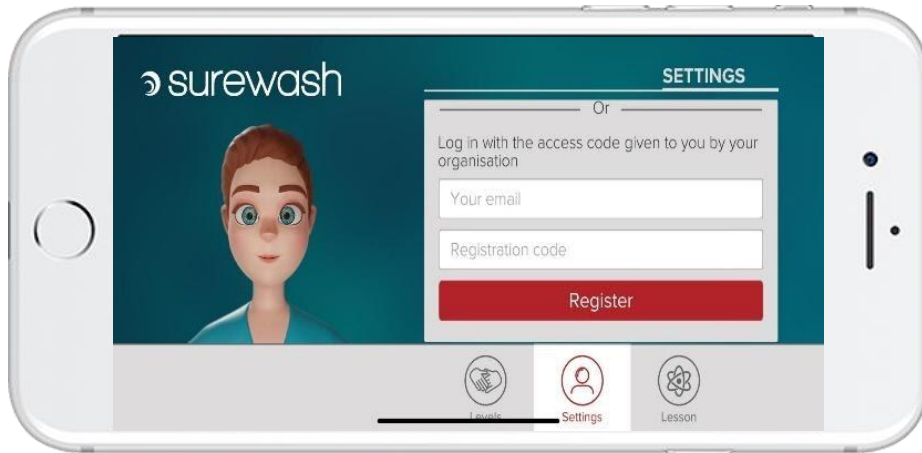
You can also find the app by entering 'SureWash Hand Hygiene App' into the search bar for each of the respective app stores.

- II. When a user runs the app for the first time, they will first be shown a video that introduces how to use the app.

The user will then be prompted to register by typing in their email address and registration code provided by their organisation. Once this is done, their data will be linked to your SureWash.Net account.



In the event that a user accidentally clicks the 'TRY' button and skips the registration process, they can always retroactively register for the app by clicking the 'Settings' button on the app's home screen, and providing their registration details here.



Note: The software requirements for the app are as follows:

For Apple devices, the phone must be an iPhone 7(2016) or newer, and should run iOS13 or above.

For Android devices, the phone should be running Android 8.0 or greater and requires at least 4GB of RAM. If the app is not showing up in the app store for your phone, it's possible that this is because your device does not meet the minimum app requirements.

If you are having any difficulties while using the app, please contact support@surewash.com